

## Aberystwyth University

### *Single-cell transcriptomics of the human parasite *Schistosoma mansoni* first intra-molluscan stage reveals tentative tegumental and stem-cell regulators*

Diaz Soria, Carmen L.; Attenborough, Teresa; Lu, Zhigang; Fontenla, Santiago; Graham, Jennie; Hall, Christopher; Thompson, Sam; Andrews, Toby G. R.; Rawlinson, Kate A.; Berriman, Matthew; Rinaldi, Gabriel

*Published in:*  
Scientific Reports

*DOI:*  
[10.1038/s41598-024-55790-3](https://doi.org/10.1038/s41598-024-55790-3)

*Publication date:*  
2024

*Citation for published version (APA):*

Diaz Soria, C. L., Attenborough, T., Lu, Z., Fontenla, S., Graham, J., Hall, C., Thompson, S., Andrews, T. G. R., Rawlinson, K. A., Berriman, M., & Rinaldi, G. (2024). Single-cell transcriptomics of the human parasite *Schistosoma mansoni* first intra-molluscan stage reveals tentative tegumental and stem-cell regulators. *Scientific Reports*, 14(1), Article 5974. Advance online publication. <https://doi.org/10.1038/s41598-024-55790-3>

#### **Document License** CC BY

#### **General rights**

Copyright and moral rights for the publications made accessible in the Aberystwyth Research Portal (the Institutional Repository) are retained by the authors and/or other copyright owners and it is a condition of accessing publications that users recognise and abide by the legal requirements associated with these rights.

- Users may download and print one copy of any publication from the Aberystwyth Research Portal for the purpose of private study or research.
- You may not further distribute the material or use it for any profit-making activity or commercial gain
- You may freely distribute the URL identifying the publication in the Aberystwyth Research Portal

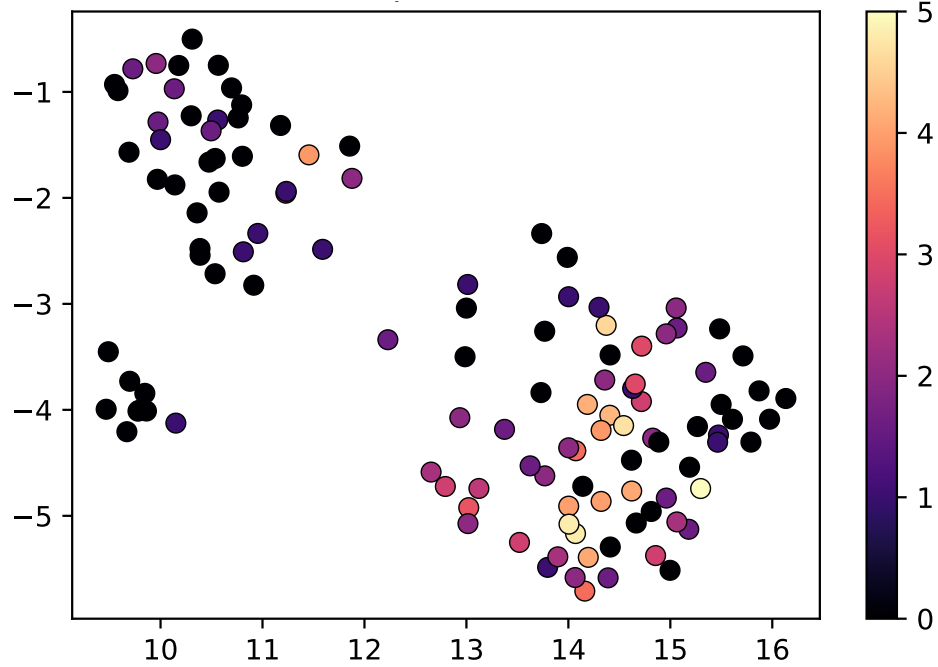
#### **Take down policy**

If you believe that this document breaches copyright please contact us providing details, and we will remove access to the work immediately and investigate your claim.

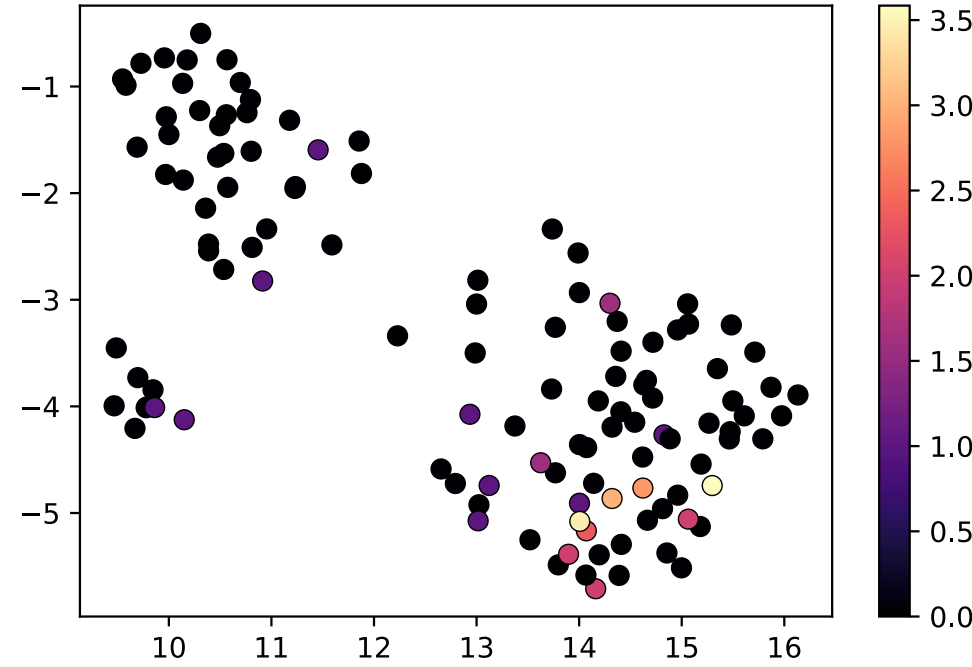
tel: +44 1970 62 2400  
email: [is@aber.ac.uk](mailto:is@aber.ac.uk)

# *Phi* stem cell sub-cluster markers

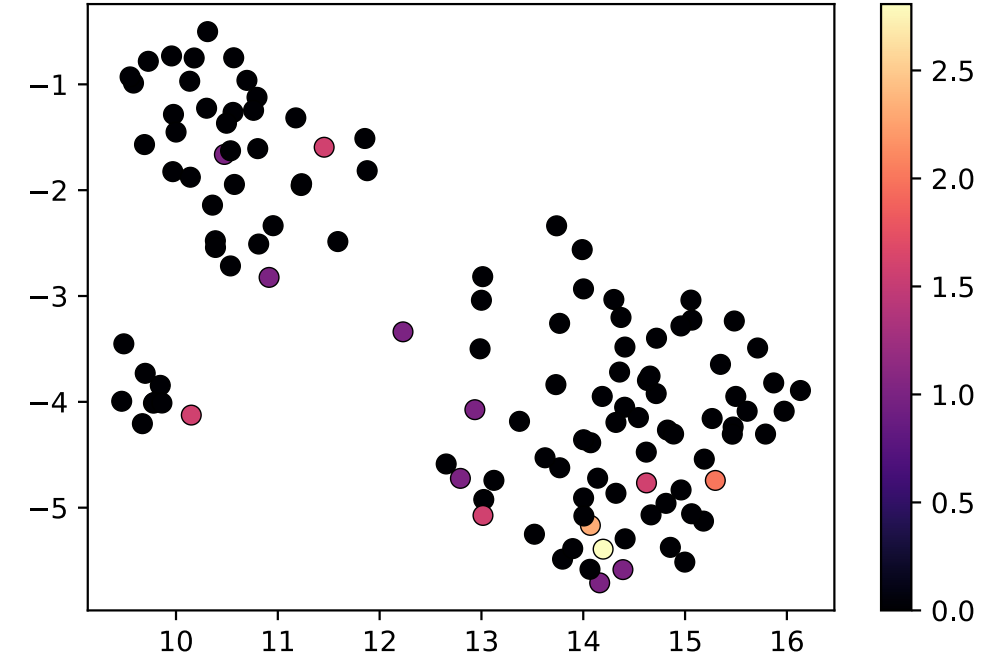
*ago2-1* (Smp\_179320)



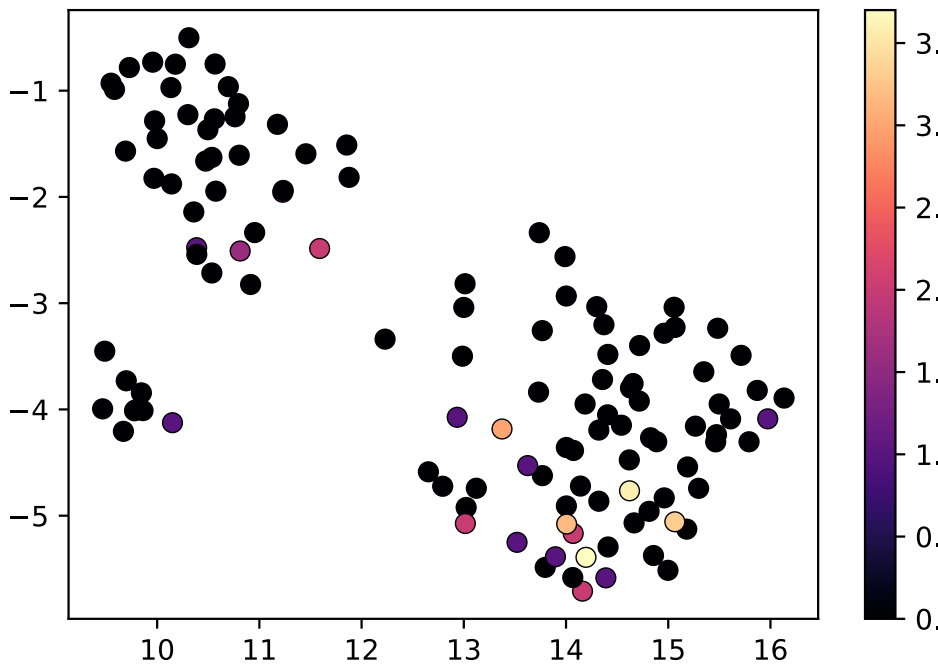
*hes1* (Smp\_024860)



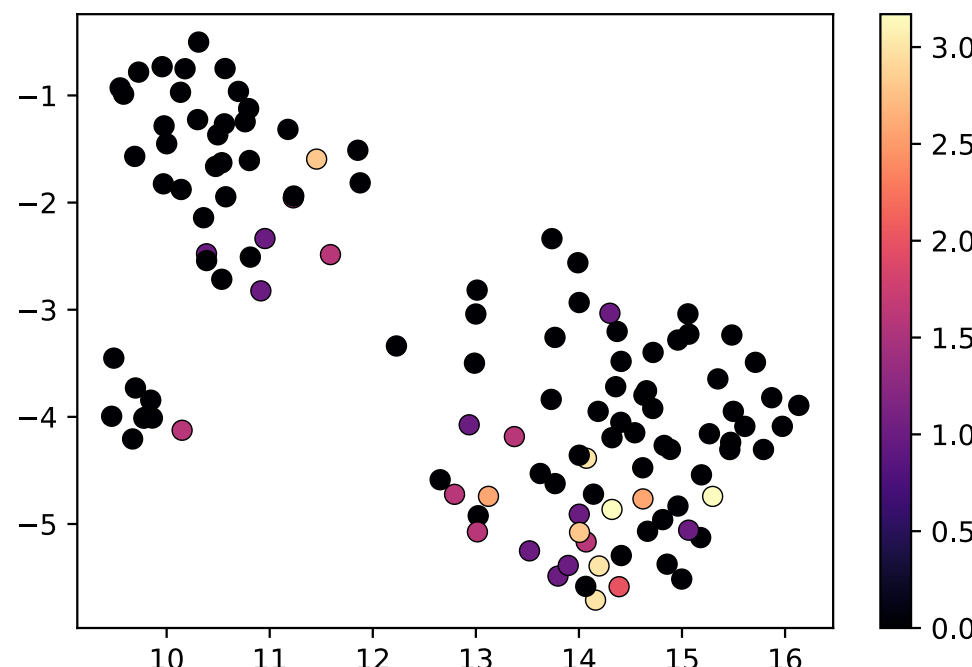
*fgfrA* (Smp\_175590)



*p53* (Smp\_139530)



*fgfrB* (Smp\_157300)



*Zfp-1* (Smp\_145470)

